

# 600-lb Single-Door Maglocks

## Model Numbers

### E-941SA-600

600-lb, single door, UL listed

### E-941SA-600PQ

600-lb, single door, with bond sensor and status LED, UL listed

## Accessories

### E-941S-600/LQ

L-Bracket



### E-941S-600/ZQ

Z-Bracket



### E-941S-600/UQ

U-Bracket for glass doors



### E-941S-600/PQ

Plate spacer



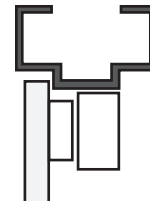
### E-941S-600/HQ

Armature plate holder



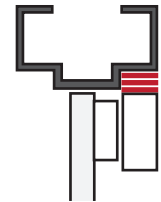
## Applications

### Typical Installation



With "L" Bracket

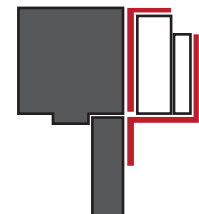
### Plate Spacers



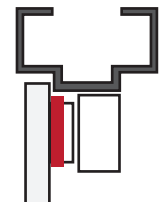
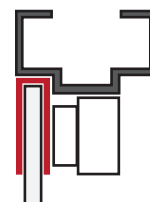
With "Z" and "L" Bracket



With "U" Bracket



With Armature Plate Holder



## Features

- Anodized aluminum housing (US 28)
- Dual voltage: 12/24 VDC Operation
- No residual magnetism
- Detachable faceplate
- Adjustable mounting bracket
- MOV Surge protection
- Complete mounting hardware included

### E-941SA-600PQ Only:

- Status LED – Built-in 2-color LED shows lock/unlock status
- Built-in bond sensor with 3A dry relay output for monitoring door status
- 3A@12VDC SPDT Relay

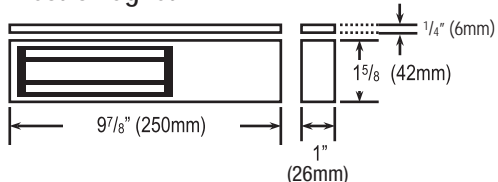
LED	Status
Green	Door is closed and locked
Red	Door not closed and/or locked
Off	Door in use / No power

## Specifications

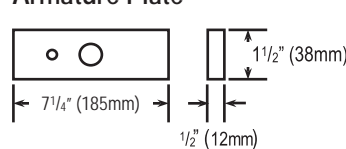
Model	E-941SA-600	E-941SA-600PQ
Holding force	600-lb (272kg)	
Operating voltage	12/24 VDC	
Current draw	12VDC	500mA
	24VDC	250mA
Coil resistance	48Ω±10% per coil	
Bond sensor relay	N/A	3A@12VDC
Status LED	N/A	Yes
Operating temperature	14°~131° F (-10°~55° C)	
Dimensions	Magnet	9 7/8" x 1 1/8" x 1 1/8" (250x26x40 mm)
	Armature plate	7 1/4" x 1/2" x 1 1/2" (185x12x38 mm)
Weight	4-lb 6-oz (2kg)	

## Dimensions

### Electromagnet



### Armature Plate



# 600-lb Double-Door Maglocks

## Model Numbers

### E-941DA-600Q

600-lb, double-door, UL listed

### E-941DA-600PQ

600-lb, double-door, with bond sensor and status LED, UL listed



## Features

- 600-lb Holding force for each door
- Anodized aluminum housing (US 28)
- Dual voltage: 12/24 VDC Operation
- No residual magnetism
- Detachable faceplate
- Adjustable mounting bracket
- MOV Surge protection
- Complete mounting hardware included

### E-941DA-600PQ Only:

- Status LED - Built-in 2-color LED shows lock status
- Built-in bond sensor with 3-amp dry relay output for monitoring door status
- 3A@12VDC SPDT Relay for bond sensor

## Specifications

Model	E-941DA-600Q	E-941DA-600PQ
Holding force	600-lb (272kg) per door	
Operating voltage	12/24 VDC	
Current draw	12VDC	500mA per door (1A total)
	24VDC	250mA per door (500mA total)
Coil resistance	48Ω±10% per coil	
Bond sensor relay	N/A	3A@12VDC
Status LED	N/A	Yes
Operating temperature	14°~131° F (-10°~55° C)	
Dimensions	Magnet	19 <sup>11</sup> / <sub>16</sub> "x1 <sup>1</sup> / <sub>16</sub> "x1 <sup>5</sup> / <sub>8</sub> " (500x26x40 mm)
	Armature plate	7 <sup>1</sup> / <sub>4</sub> "x1 <sup>1</sup> / <sub>2</sub> "x1 <sup>1</sup> / <sub>2</sub> " (185x12x38 mm)
Weight	9-lb (4kg)	

## Accessories

### E-941S-600/LQ

L-Bracket



### E-941S-600/ZQ

Z-Bracket



### E-941S-600/UQ

U-Bracket



### E-941D-600/PQ

Plate spacer



### E-941S-600/HQ

Armature plate holder



## Applications

### Typical Installation



With "L" Bracket



With "U" Bracket



### Plate Spacers



With "Z" and "L" Bracket

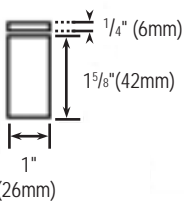
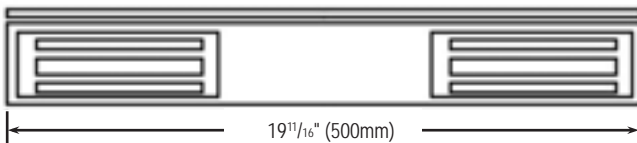


With Armature Plate Holder

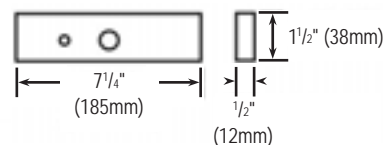


## Dimensions

### Electromagnet




### Armature Plate




# Mounting Brackets


## Z-Brackets

Model Numbers:	Compatible with:	
E-941S300R/ZQ	E-941SA-300RQ	
E-941S-600/ZQ	E-941SA-600, E-941SA-600PQ, E-941DA-600Q, E-941DA-600PQ	
E-941S-1K2/ZQ	E-941SA-1200, E-941SA-1K2PQ, E-941SA-1K2PD, E-941DA-1K2Q, E-941DA-1K2P, E-941SA-1K5Q	


## L-Brackets

Model Numbers:	Compatible with:	
E-941S300R/LQ	E-941SA-300RQ	
E-941S-600/LQ	E-941SA-600, E-941SA-600PQ E-941DA-600Q, E-941DA-600PQ	
E-941S-1K2/LQ	E-941SA-1200, E-941SA-1K2PQ E-941SA-1K2PD, E-941DA-1K2Q E-941DA-1K2P	
E-941S-1K5/L <span style="color: red; font-weight: bold;">NEW</span>	E-941SA-1K5Q	


## U-Brackets

Model Numbers:	Compatible with:	
E-941S300R/UQ	E-941SA-300RQ	
E-941S-600/UQ	E-941SA-600, E-941SA-600PQ E-941DA-600Q, E-941DA-600PQ	
E-941S-1K2/UQ	E-941SA-1200, E-941SA-1K2PQ, E-941SA-1K2PD, E-941DA-1K2Q E-941DA-1K2P, E-941SA-1K5Q	

## Plate Spacers

Model Numbers:	Compatible with:	
E-941S300R/PQ	E-941SA-300RQ	
E-941S-600/PQ	E-941SA-600, E-941SA-600PQ	
E-941S-1K2/PQ	E-941SA-1200, E-941SA-1K2PQ	
E-941S-1K5/P <span style="color: red; font-weight: bold;">NEW</span>	E-941SA-1K5Q	
E-941D-600/PQ	E-941DA-600Q, E-941DA-600PQ	
E-941D-1K2/P	E-941DA-1K2Q, E-941DA-1K2P	

## Armature Plate Holders

Model Numbers:	Compatible with:	
E-941S-600/HQ	E-941SA-600, E-941SA-600PQ, E-941DA-600Q, E-941DA-600PQ	
E-941S-1K2/HQ	E-941SA-1200, E-941SA-1K2PQ, E-941SA-1K2PD, E-941DA-1K2Q, E-941DA-1K2P, E-941SA-1K5Q	

Note: Brackets and spacers not available for E-941SA-300